



2019 Community Health Needs Assessment

Mercy Health Youngstown (St. Elizabeth Youngstown Hospital, St. Elizabeth Boardman Hospital and St. Joseph Warren Hospital)

Mercy Health has been committed to the communities it serves for nearly two centuries. This long-standing commitment has evolved intentionally, based on our communities' most pressing health needs.

Every three years we evaluate those needs through a comprehensive Community Health Needs Assessment (CHNA) process. The most recent assessments, completed by Mercy Health and community leaders, include quantitative and qualitative data that guide both our community benefit and strategic planning.

The following document is a joint CHNA report for Mercy Health Youngstown, including St. Elizabeth Youngstown Hospital, St. Elizabeth Boardman Hospital and St. Joseph Warren Hospital. As a system, Mercy Health is dedicated to our Mission of extending the compassionate ministry of Jesus by improving the health and well-being of our communities and bringing good help to those in need, especially people who are poor, dying and underserved. We strive to meet the health needs of our community.

Mercy Health has responded to community health needs as part of a three-year strategic plan that concludes in 2021. In recent years, Mercy Health has invested in building and renovating hospitals and ambulatory facilities to serve patients and communities in Ohio and Kentucky.

As part of Bon Secours Mercy Health, the fifth-largest Catholic health system in the U.S., we contribute nearly \$2 million per day in community benefit services as we carry out our Mission of extending care to the poor and underserved.

Mercy Health Youngstown has identified the greatest needs in our community. This ensures our resources for outreach, prevention, education and wellness are directed toward opportunities where the greatest impact can be realized.

Written comments regarding the health needs that have been identified in the current CHNA should be directed to <https://www.mercy.com/global/about-us/contact-mercy-health>.

“For more than 100 years, the Youngstown ministry of Mercy Health has provided the highest-quality, compassionate and advanced care throughout the Valley,” said John Luellen, MD, president, Mercy Health - Youngstown. “Our legacy, given to us by the Sisters of the Humility of Mary is one that emphasizes the need to respond and be agile to the ever-changing needs of our community.”



Table of contents

INTRODUCTION

Community served by hospital

Information and data considered in identifying potential need

PROCESS AND METHODS

Process for Gathering and Analyzing Data/Information

1. External sources
2. Other sources
3. Collaborating partners

Community Input

1. Use of community input
2. Organizations providing input

EXECUTIVE SUMMARY

Significant health needs


1. Mental health and addiction
2. Chronic disease with a focus on cardiovascular disease and obesity
3. Infant mortality
4. Social determinants of health including racial inequity, systemic inequality, cultural bias, access to care, transportation, housing, meeting daily needs, quality of life, ACEs, lack of insurance, cost of healthcare

Prioritized health needs

1. Mental health and addiction
2. Chronic disease with a focus on cardiovascular disease and obesity
3. Maternal and infant health
4. Social determinants of health with focus on cultural bias and inequity, access to care, transportation and housing

Resources available

PROGRESS ON 2016 CHNA



Introduction

JOINT CHNA

§1.501(r)-3(b)(6)(i)

This is a “joint CHNA report,” within the meaning of Treas. Reg. §1.501(r)-3(b)(6)(v), by and for Mercy Health Youngstown, including St. Elizabeth Youngstown Hospital, St. Elizabeth Boardman Hospital, and St. Joseph Warren Hospital. This report reflects the hospitals’ collaborative efforts to conduct an assessment of the health needs of the community they serve. That assessment included seeking and receiving input from that community.


COMMUNITY SERVED BY HOSPITALS

T.R. §1.501(r)-3(b)(1)(i) and (3)

Mercy Health Youngstown (MHY) is a health system that includes three hospitals, St. Elizabeth Youngstown Hospital, St. Elizabeth Boardman Hospital and St. Joseph Warren Hospital and multiple facilities primarily serving the tri-county area of Mahoning, Trumbull and Columbiana counties in northeast Ohio. This is the first time MHY have prepared a joint CHNA report. For the reasons below, we believe it makes more sense to define our community as Mahoning, Trumbull, and Columbiana counties in northeast Ohio and prepare this joint CHNA:

- MHY functions as one system with three hospitals working to serve the needs of the community in the tri-county area.
- Although St. Elizabeth Youngstown Hospital, St. Elizabeth Boardman Hospital, and St. Joseph Warren Hospital are separately licensed, they jointly meet the needs of the tri-county area.
- The hospitals’ joint CHNA was done in partnership with Mahoning and Trumbull County Health Partners (MTCHP) and Hospital Council of Northwest Ohio (HCNO). Individuals and organizations serving residents of the tri-county area provided input.
- Government agencies participating in the hospitals’ joint CHNA operate and provide services in the tri-county area.

MHY aims to serve our patients and each other in ways that reflect our mission and core values. Our mission is to extend the compassionate ministry of Jesus by improving the health and well-being of our communities and bring good help to those in need, especially people who are poor, dying and underserved. Our values are human dignity, integrity, compassion, stewardship and service. Each year MHY provides millions of dollars in community benefits. The real value of this contribution lies not in dollars, but in the commitment of the staff members, physicians, volunteers, board members and other



community leaders who work on behalf of MHY, the people who bring our mission and values to life.

MHY hospital descriptions:

St. Elizabeth Youngstown Hospital

St. Elizabeth Youngstown Hospital (SEYH) is a tertiary care facility that draws patients from the tri-county area, including parts of Trumbull, Mahoning, and Columbiana counties and is also a Level I Trauma Center serving as a trauma site for multiple counties in the surrounding primary service area.

Patient data from 2018 indicates that nearly 65% of total volume reside in Mahoning County, with an additional portion of the population from Trumbull County. Zip codes include 44515, 44505, 44511, 44512, 44509, 44420, 44406, 44502, 44514, 44446, 44425, 44405, 44484, 44507, 44483, 44471, 44504, 44410, 44510, 44460, 44440, 44481, 44506.

St. Elizabeth Boardman Hospital


St. Elizabeth Boardman Hospital (SEBH) is a community facility primarily serving residents of southern Mahoning and northern Columbiana counties. SEBH also offers Level III maternity services to surrounding counties.

Patient data from 2018 indicates that more than 90% of total volume reside in Mahoning and Columbiana Counties. Zip codes include 44512, 44514, 44406, 44511, 44471, 44515, 44502, 44408, 44460, 44505, 44405, 44509, 44413, 44442, 44507, 44452, 44436, 43920. At SEBH in 2018, about 75% of patients were from Mahoning County and about 15% from Columbiana County.

St. Joseph Warren Hospital:

St. Joseph Warren Hospital (SJWH) is a community facility primarily serving residents of Trumbull County. SJWH offers Level II maternity services.

Patient data from 2018 indicates that nearly 90% of total volume reside in Trumbull County. Zip codes include 44483, 44485, 44484, 44446, 44410, 44481, 44444, 44430, 44420, 44473, 44470.



INFORMATION AND DATA CONSIDERED IN IDENTIFYING POTENTIAL NEED

T.R. §1.501(r)-3(b)(1)(ii) and (5)

Information and data sources: federal, state or local health or other departments or agencies; community input

Public health departments (T.R. §1.501(r)-3(b)(5)(i)(a))	Date of data/information
Mahoning County Public Health	3/15/18 to 8/27/19
Youngstown City Health District	3/15/18 to 8/27/19
Trumbull County Combined Health District	3/15/18 to 8/27/19
Warren City Health District	3/15/18 to 8/27/19
Columbiana County General Health District	May 2019

At-risk populations (T.R. §1.501(r)-3(b)(5)(i)(b))	Date of data/information
Oversample African American residents with adult survey mailed to the community	Fall/Winter 2018-2019
Focus groups of African American residents	Southwest Warren, 11/26/18 Eastside, Campbell, Struthers, 11/27/18 Newport Library, Youngstown, 6/19/19
Focus groups of Hispanic/Latino residents	OCCHA, 11/27/18 OCCHA, 6/24/19
Focus group of seniors	Niles Wellness Center, 11/26/18
Focus group of young adults	Youngstown State University, 11/27/18 and 6/26/19
Focus group of low income, underserved	Southeast Warren, 11/26/18 Southwest Warren, 11/26/18 Eastside, Campbell, Struthers, 11/27/18 Newport Library, 6/19/19
Focus group of rural residents	Goshen Township, 11/27/18
Focus group of Community Health Workers	Mahoning County Public Health, 6/18/19
Focus group of participants of MYCAP (Mahoning Youngstown Community Action Program)	MYCAP in Youngstown, 6/24/19
Focus group of LGBTQIA+ residents	Full Spectrum Community Outreach, 6/25/19

Process and methods

PROCESS FOR GATHERING AND ANALYZING DATA/INFORMATION

T.R. §1.501(r)-3(b)(6)(ii)

Process and methods to conduct the community health needs assessment:

T.R. §1.501(r)-3(b)(6)(ii)

MHY (SEYH, SEBH, SJWH) was a lead partner with Mahoning and Trumbull County Health Partners (MTCHP) in completing the CHNA process which was carried out from March 2018 through August 2019 with over 25 planning meetings and conference calls. MTCHP members included:

- Mercy Health Youngstown LLC
- Mahoning County Public Health
- Trumbull County Combined Health District
- Healthy Community Partnership Mahoning Valley
- Youngstown City Health District
- Mahoning County Mental Health and Recovery Board
- Mercy Health Foundation Mahoning Valley
- Trumbull County Mental Health and Recovery Board
- Warren City Health District

MTCHP contracted with the Hospital Council of Northwest Ohio (HCNO) to guide the CHNA process. HCNO is a 501(c)3 non-profit regional hospital association located in Toledo, Ohio that facilitates community health needs assessments and planning processes in 40+ counties in Ohio, Michigan, and Oregon. HCNO collected the data, guided the health assessment process, and integrated sources of primary and secondary data for Mahoning County and Trumbull County Community Health Assessment reports.

The process for the CHNA was cross-sectional in nature and included a written survey of adults within Mahoning and Trumbull Counties and focus groups of at-risk populations as well as incorporation of other health data sources to provide a comprehensive assessment of the health of the residents of Mahoning and Trumbull Counties.

Mahoning County and Trumbull County adults (ages 19 and older) participated in a written, self-administered health assessment survey from September 2018 through January 2019. The questions were modeled after the survey instruments used by the Centers for Disease Control and Prevention for their national and state Behavioral Risk Factor Surveillance System (BRFSS). Surveys were mailed to 1,800 adults in Mahoning County and 1,800 in Trumbull County. This includes 1,200 to the general population with an additional 600 to African American residents in each county. The Mahoning County

response rate was 23% (n=419: CI=± 4.78). and the Trumbull County response rate was 22% (n=419: CI=± 4.78). Based on return rates and sample sizes, the health assessment is representative of the entire county. The response rate for African Americans was low (13%), even with oversampling to recruit African Americans. While a typical response rate would yield enough surveys (n=380) to be 95% confident in our findings with a 5% margin of error, the low response rate yielded only 133 African Americans which brings the margin of error to 8.4% at a 95% confidence interval.

Initially, seven focus groups were conducted in November 2018 with residents from several at-risk or underserved populations including, African American, Hispanic/Latino, senior, young adult, low-income, and residents from rural areas. Additional focus groups were held in June 2019.

The 2018-2019 Mahoning County Health Assessment is available on the following websites:

Mahoning County Public Health

<https://www.mahoninghealth.org/community-health-assessment-and-planning/>

Youngstown City Health District

<https://youngstownohio.gov/>

The 2018-2019 Trumbull County Health Assessment is available on the following websites:

Trumbull County Combined Health District

www.tcchd.org


Warren City Health District

www.warren.org/city_departments/health/current_health_issues

As part of the CHNA process, MHY reviewed the Columbiana County 2019 Community Health Needs Assessment and ensured alignment with the Ohio State Health Improvement Plan (SHIP).

External sources

- County-level data
- Behavioral Risk Factor Surveillance System (BRFSS)
- Numerous CDC sites
- U.S. Census data
- Healthy People 2020,
- Ohio's State Health Improvement Plan
- Columbiana County 2019 Community Health Needs Assessment



Collaborating partners

The hospital collaborated with the following organizations as part of the process of conducting the needs assessment:

- Mahoning County Public Health
- Youngstown City Health District
- Trumbull County Combined Health District
- Warren City Health District
- Healthy Community Partnership-Mahoning Valley
- Mahoning County Mental Health and Recovery Board
- Trumbull County Mental Health and Recovery Board
- Hospital Council of Northwest Ohio (HCNO)

Community input

T.R. §1.501(r)-3(b)(6)(iii)

No written comments were received on the previously completed CHNA.

Community Release Events were held June 6, 2019 in both Mahoning and Trumbull counties to present the survey and focus group data and get input from the community. Community members had the opportunity to provide feedback through discussion at the event, by written comments on a feedback form and by submitting comments to the health department websites. Based on these comments, additional focus groups were held in June 2019 for African Americans, Hispanic/Latino, low income, LGBTQIA+, and young adults.

The community participated in CHIP planning meetings on June 27, July 8, July 25 and August 27, 2019 in Mahoning and Trumbull counties to identify and prioritize significant health needs. MHY staff attended and shared significant health needs previously identified by MHY Executive and Service Line Leaders. Each participant was asked to identify what they perceived to be the top five health problems, and this generated a list of 25-30 health needs. From this list, organizations voted to determine the top health needs in each county.

Significant Health Needs Identified by County		
	Mahoning County	Trumbull County
Mental health and addiction	X	X
Chronic disease with a focus on cardiovascular disease and obesity	X	X
Infant mortality	X	X
Social determinants of health	X	X

• Transportation	X	X
• Meeting general daily needs or quality of life	X	X
• Racial inequity/cultural bias/ systemic inequality (including income, race, LGBTQIA+)	X	X
• Access to healthcare	X	X
• Housing	X	
• Lack of insurance	X	
• Cost of healthcare	X	
• ACEs (adverse childhood experiences)	X	
• Prescriptions	X	
Oral Health	X	
STI's (sexually transmitted infections)	X	

Organizations providing input

Organization providing input	Nature and extent of input	Medically under-served, low-income or minority populations represented by organization
Mercy Health Foundation	CHNA planning committee and CHIP planning meetings	Many populations
Mahoning County Public Health	CHNA planning committee and CHIP planning meetings	Community/all populations
Youngstown City Health District	CHNA planning committee and CHIP planning meetings	Community/all populations
Trumbull County Combined Health District	CHNA planning committee and CHIP planning meetings	Community/all populations
Warren City Health District	CHNA planning committee and CHIP planning meetings	Community/all populations
Healthy Community Partnership Mahoning Valley	CHNA planning committee and CHIP planning meetings	Community/all populations
Trumbull County Mental Health and Recovery Board	CHNA planning committee and CHIP planning meetings	Mental health/substance abuse, recovery
Mahoning County Mental Health and Recovery Board	CHNA planning committee and CHIP planning meetings	Mental health/substance abuse, recovery
Trumbull Neighborhood Project (TNP)	Focus group planning and CHIP planning meetings	Community/all populations
Akron Children's Hospital	CHNA planning committee and CHIP planning meetings	Pediatric/ neonate-adolescent

Compass FCS	CHIP planning meetings	Mental health/substance abuse services
Coalition for a Drug Free Mahoning County	CHIP planning meetings	Substance abuse
Mahoning County AmeriCorps Vista	CHNA planning and CHIP planning meetings	Many populations, communities in need
Full Spectrum Community Outreach	CHIP planning meetings	LGBTQIA+ community
Meridian Health Care-Moms Program	CHIP planning meetings	Mental health substance abuse services
Youngstown Office on Minority Health	CHIP planning meetings	Minority health
Planned Parenthood of Greater Ohio	CHIP planning meetings	Reproductive health, focus on women's health.
Youngstown State University	CHNA planning committee and CHIP planning meetings	Academics/students
YMCA	CHIP planning meetings	Many populations
Belmont Pines	CHIP planning meetings	Mental health/youth, child and adolescent
United Health Care/Managed Care	CHIP planning meetings	Many populations
Direction Home/Housing assistance	CHIP planning meetings	Disadvantaged/low- income
American Heart Association	CHIP planning meetings	Many populations
Equitas Health	CHIP planning meetings	HIV/AIDS, LGBTQ1A+
Mahoning County Pathways HUB	CHIP planning meetings	Maternal/child health
Family and Children First Council (FCFC) of Trumbull County	CHIP planning meetings	Families and children
Someplace Safe	CHIP planning meetings	Women/children/shelter and temporary housing
Office of Ohio Congressman Tim Ryan	CHIP planning meetings	Many populations
Thrive Mahoning Valley	Focus group planning	Hispanic/Latino
Kent State University Trumbull Campus	CHNA planning	Academics/students
Community Foundation of the Mahoning Valley	CHNA planning and CHIP planning meetings	Many populations
Insurance Navigators Agency	CHNA planning	Many populations

Executive summary: Significant health needs

T.R. §1.501(r)-3(b)(4)


MENTAL HEALTH AND ADDICTION

Capacity and adequacy of service levels

- 30% of Mahoning County residents and 29% of Trumbull County residents and 40% of African American residents rated their mental health as not good on four or more days the previous month.
- During the past 12 months, 12% of Mahoning County residents and 16% of Trumbull County residents had a period of two or more weeks when they felt so sad or hopeless nearly every day that they stopped doing usual activities.
- Focus groups raised mental health, the opioid epidemic, depression and anxiety and the need for mental health programs, mental health treatment centers and drug rehabilitation centers as key concerns.
- Community stakeholders rated mental health #1 on the list of most important topics to address.
- Age adjusted death rates for unintentional drug overdose deaths are higher in Mahoning (30.3) and Trumbull (42.0) than for Ohio (27.9).

The number of inpatient behavioral health beds is inadequate to meet the needs of the community which can require residents to travel out of the area to receive care. The number of providers and prescribers is inadequate to meet the needs of the community and there are not enough residential service providers.

Current service providers

- Mercy Health Behavioral Health
 - New Start Treatment Center
 - Mercy Health Regional Tobacco Treatment Center
 - St. Elizabeth Youngstown Hospital
 - St. Elizabeth Boardman Hospital
 - St. Joseph Warren Hospital
 - Mercy Health Foundation Mahoning Valley
 - Mahoning County Mental Health and Recovery Board
 - Trumbull County Mental Health and Recovery Board
 - Mahoning County Public Health
 - Trumbull County Combined Health District
 - Warren City Health District
 - Youngstown City Health District
 - Alta Behavioral Healthcare
 - COMPASS Family and Community Services
 - Coleman Professional Services
 - Neil Kennedy Recovery Center
- 

- Meridian Healthcare
- First Step Recovery
- PsyCare
- Valley Counseling
- TRAVCO Behavioral Health
- Veterans Clinic
- On Demand Counseling and Drug Testing
- Serenity Center
- Community Support Network
- Counseling Center of Columbiana
- Family Recovery Center
- Glenbeigh
- New Day Recovery
- Trumbull Regional Medical Center
- Belmont Pines Hospital
- East Liverpool City Hospital
- Behavioral Medicine and Wellness at Salem Regional Medical Center
- Generations Behavioral Health

CHRONIC DISEASE WITH A FOCUS ON CARDIOVASCULAR DISEASE AND OBESITY

Capacity and adequacy of service levels

- Heart disease is the leading cause of death in both Mahoning and Trumbull counties and both have a higher percentage of deaths than the state of Ohio.

Leading Causes of Death, 2015-2017 (Source: Ohio Public Health Data Warehouse)		
Mahoning County (Total deaths: 9,162)	Trumbull County (Total deaths: 7,912)	Ohio (Total deaths: 361,238)
Heart Diseases (28% of all deaths)	Heart Diseases (26% of all deaths)	Heart Diseases (23% of all deaths)
Cancers (19%)	Cancers (20%)	Cancers (21%)
Accidents, Unintentional injuries (5%)	Accidents, Unintentional injuries (7%)	Accidents, Unintentional injuries (7%)
Alzheimer's Disease (5%)	Chronic Lower Respiratory Diseases (6%)	Chronic Lower Respiratory Diseases (6%)
Stroke (5%)	Stroke (5%)	Stroke (5%)

	Mahoning County	Trumbull County
Adults diagnosed with high blood pressure	40%	39%
Adults diagnosed with high blood cholesterol	40%	40%
Adults who are obese	40%	40%


- Community stakeholders identified obesity as the 3rd highest most important topic to address.

% of adults diagnosed with the following chronic disease	Mahoning County	Trumbull County	Ohio
Arthritis	33%	36%	29%
Asthma	15%	21%	14%
Cancer	16%	15%	
Diabetes (not pregnancy related)	12%	15%	11%

Significant numbers of residents' have chronic disease. Cardiovascular disease and obesity affect more residents than any of the other chronic diseases. Many programs and organizations work to provide treatment and prevention but chronic disease remains a major problem for the health of our community.

Current service providers

- St. Elizabeth Youngstown Hospital
- St. Elizabeth Boardman Hospital
- St. Joseph Warren Hospital
- MHY Heart, Lung and Vascular
- Mercy Health Physicians
- Mercy Health Select
- Healthcare Providers
- MHY Dietitians
- MHY Community Health Education
- MHY Stepping Out Program
- St. Joe's at the Mall
- MHY Diabetes Education Department
- MHY Prescription Assistance Program
- Mercy Health Foundation Mahoning Valley
- Ohio State University Extension
- Mahoning County Public Health
- Trumbull County Combined Health District
- Youngstown City Health District
- Warren City Health District
- Youngstown Neighborhood Development Corporation
- Trumbull Neighborhood Partnership
- Youngstown YMCA
- Davis Family YMCA




- American Heart Association
- Trumbull Family Fitness
- Jewish Community Center of Youngstown
- Direction Home of Eastern Ohio
- Mill Creek Community Center
- Grace AME Church, Warren
- Associated Neighborhood Centers, McGuffey Center
- OCCHA (Organizacion Civica y Cultural Hispana Americana)
- The City of Youngstown Parks and Recreation
- EB Family Life Center
- Grace Community Vision Center
- Heart Reach Neighborhood Ministries
- Niles Wellness Center
- United Way of Youngstown and the Mahoning Valley
- United Way of Trumbull County
- City of Campbell, Roosevelt Park
- Inspiring Minds
- Adaptive Sports Ohio
- Lake to River Food Cooperative
- Trumbull Regional Medical Center
- Southwoods Cardiology
- ONE Health Ohio
- SCOPE Senior Centers
- MYCAP (Mahoning Youngstown Community Action Partnership)
- Job and Family Services
- Mahoning County Mental Health and Recovery Board
- Trumbull County Mental Health and Recovery Board
- Trumbull County Family Court
- Trumbull County Early Intervention
- Neighborhood Associations
- Churches and faith-based organizations
- Healthy Community Partnership Mahoning Valley
- Community Foundation of the Mahoning Valley
- Akron Children's Hospital
- Trumbull County United Way
- Trumbull County Metro Parks
- Eastgate Regional Council of Governments

INFANT MORTALITY

Capacity and adequacy of service levels

- 2013-2017 infant mortality rate was 7.8 in Mahoning County and 8.1 for Trumbull County compared to 7.2 for Ohio.
- There are significant disparities in infant mortality rates, preterm births and low birth weights between white and black infants.




	2013-2017 Infant Mortality Rate		2013-2017 Percent of Pre-Term Deliveries		2013-2017 Percent of Low Birth Weights	
	Mahoning County	Trumbull County	Mahoning County	Trumbull County	Mahoning County	Trumbull County
White	4.7	6.1	11%	10%	8%	8%
Black	16.4	18.1	15%	14%	16%	15%

Infant mortality rates for both counties are higher than Ohio and rates for our African American infants are extremely high. There are initiatives in both Mahoning and Trumbull Counties to reduce these rates. Many community organizations are involved in the M/Y Baby's 1st Coalition that is led by Mahoning County and Youngstown City health commissioners who follow directives from the Ohio Department of Health and Ohio Department of Medicaid. To date the efforts have not had significant impact on the infant mortality, pre-term and low birth weights of our African American women and infants. Efforts are being focused on social determinants of health such as transportation, housing and access to healthy foods as well as on the health of the mother going into the pregnancy utilizing evidence-based models of intervention (CenteringPregnancy®, home visiting, community health workers and social support groups.)

Current service providers

- St. Elizabeth Youngstown Hospital
- St. Elizabeth Boardman Hospital
- St. Joseph Warren Hospital
- MHY Maternal-Child Services
- MHY Resource Mothers Program
- MHY Women's Center
- MHY Maternal Fetal Medicine
- Mercy Health Foundation Mahoning Valley
- Healthcare Providers (OB/Gyn's and other providers)
- Mahoning County Public Health
- Trumbull County Combined Health District
- Youngstown City Health District
- Warren City Health District
- Ohio State University Extension
- Planned Parenthood of Greater Ohio
- Mahoning County Educational Service Center
- Kappa Alpha Psi Fraternity
- Catholic Charities Regional Agency
- Youngstown Metropolitan Housing Authority
- Trumbull Metropolitan Housing Authority
- Family and Children First Council



- Trumbull County WIC Program
- Mahoning County WIC Program
- Akron Children's Hospital
- Trumbull Regional Medical Center
- Neil Kennedy Recovery Center
- Alta Behavioral Healthcare
- Meridian Healthcare
- Care Source
- United Healthcare
- Paramount Advantage
- Buckeye
- Molina
- MYCAP (Mahoning-Youngstown Community Action Partnership)
- The Eagle's Nest Life Equipping Center
- Someplace Safe
- Sojourner House
- Beatitude House
- Compass Family and Community Services
- Domestic Violence Task Force
- Community Legal Aid
- Job and Family Services
- Neighborhood Associations
- Churches and faith-based organizations
- Healthy Community Partnership
- Community Foundation of the Mahoning Valley

SOCIAL DETERMINANTS OF HEALTH

Social determinants of health (SDOH) are those conditions in the social, economic and physical environments that affect health and quality of life. Social determinants of health (SDOH) include racial inequity, systemic inequality, cultural bias, access to care, transportation, housing, meeting daily needs, quality of life, ACEs, lack of insurance, cost of healthcare and other related matters.

Capacity and adequacy of service levels

Healthy People 2020 established five (5) key social determinants of health: (1) Economic Stability (2) Education (3) Social And Community Context (4) Health And Health Care (5) Neighborhood And Built Environment. An assessment of each of these key social determinants follows.

Economic Stability

- Median household incomes in Mahoning and Trumbull Counties fall significantly below state and national averages.



	Mahoning	Trumbull	Ohio	U.S.
Median Household Income	\$43,389	\$46,201	\$54,021	\$60,366


- The percentage of Mahoning and Trumbull County residents living in poverty significantly exceeds the State of Ohio average. Poverty rates for children and youth in both counties are significantly higher than both the total county poverty rate and Ohio's average.

	Mahoning	Trumbull	Ohio
Total Poverty Rate 2017	18.4%	15.6%	14.0%
Poverty Rate Ages 0-17	30.8%	25.0%	20.4%

- High levels of concentrated poverty exist in the cities of Youngstown (36.8%) and Warren (34.6%), both of which are at least double their respective County rates.
- April 2019 unemployment rates in Trumbull (5.3%) and Mahoning (4.9%) Counties both exceed Ohio's average rate of 4.2%. The subsequent closing of the Lordstown GM Plant will have a significant negative impact the region's unemployment rate.
- 12% of adults in Mahoning County and 13% in Trumbull County reported needing help meeting their general daily needs, such as food, clothing, shelter or paying utility bills. For those with incomes less than \$25,000, this increased to 42% in Mahoning County and 32% in Trumbull County. Thirty two percent (32%) of African Americans in both counties experienced needing help meeting their general daily needs.
- 11% of adults in Mahoning County and 9% in Trumbull County experienced more than one food insecurity issue.

Education

- Nine out of 10 adults over the age of 25 have at least a high school diploma (Mahoning-91% and Trumbull-90%).
- 15% of Mahoning County and 12% of Trumbull County adults over the age of 25 have a bachelor's degree or higher.
- African American adults in Mahoning and Trumbull Counties report higher levels of literacy needs in all areas.



% Of Adults Reporting They or Immediate Family Member Had Literacy Need In...	Mahoning Total	Trumbull Total	Black (Mahoning & Trumbull)
Learning Computer Skills	14%	14%	22%
Reading and Understanding Instructions	3%	5%	9%
Completing Job Application	3%	3%	8%
Reading Map, Signs, Food Ingredients & Labels	2%	3%	8%


Social and Community Context

- Nine percent (9%) of all Mahoning County adults and 7% of all Trumbull County adults reported feeling upset, angry, sad, or frustrated as a result of how they were treated based on their race in the past 30 days. Thirty percent (30%) of African American adults in Mahoning and Trumbull Counties who expressed these feelings.
- Nineteen percent (19%) of Mahoning County adults and 15% of Trumbull County adults experienced four or more Adverse Childhood Experiences (ACEs). ACEs are stressful or traumatic events, including abuse, neglect and household dysfunction (e.g., domestic violence or growing up with family members who have substance use disorders.). Twenty-four percent (24%) of African American adults in both counties experienced four or more ACEs.

Health and Health Care

- Mahoning has the lowest overall health ranking of any urban county in Ohio; and Mahoning and Trumbull Counties both rank in the bottom 25% of Ohio's 88 counties, ranking 67th and 72nd respectively. (*County Health Rankings 2019*)
- Significant mortality rate disparities exist for African American residents of Mahoning and Trumbull Counties.

Mortality Rate	Mahoning		Trumbull	
	Black	White	Black	White
2015-2017 Age Adjusted Heart Disease Mortality Rate	310	208	255	214
Infant Mortality Rate	16.4	4.7	18.1	6.1



- African American residents in Mahoning and Trumbull Counties rate both their mental and physical health significantly lower than the population as a whole.

Health Indicator	Mahoning		Trumbull	
	Black	Total	Black	Total
Mental Health: Adults Rating as Not Good On 4 Of More Days (In Past 30)	40%	30%	40%	29%
Physical Health: Adults Rating as Not Good On 4 Of More Days (In Past 30)	37%	30%	37%	21%


- In both counties, low income residents exhibit significant health disparities for key health indicators.

Health Indicator	Mahoning		Trumbull	
	<\$25K	>\$25K	<\$25K	>\$25K
Diagnosed with High Blood Pressure	52%	33%	47%	37%
Obesity Rate	46%	39%	46%	38%
Diagnosed with Arthritis	51%	29%	46%	31%
Diagnosed with Diabetes (Not Pregnancy Related)	23%	12%	22%	15%
Diagnosed with High Cholesterol	45%	36%	44%	38%

- The percentage of African American residents of Mahoning and Trumbull Counties engaged in risky behaviors (smoking, drug and alcohol abuse and obesity) is significantly higher than the rate for the populations as a whole in these counties.

Health Behavior	African Americans (Mahoning & Trumbull)	Mahoning	Trumbull
		Total Population	Total Population
Tobacco. Percentage of adults who are current smokers	23%	22%	22%
Obesity. Percentage of adults that report a BMI of 30 or more	47%	30%	33%
Drug and alcohol abuse. Percentage of adults reporting binge or heavy drinking	21%	16%	18%

- Twenty-nine percent (29%) of Trumbull County adults and 30% of Mahoning County adults rated their physical health as not good on four or more days in the previous




month. For adults with annual incomes under \$25,000, this rating jumped to 48% in Trumbull County and 45% in Mahoning County who rated their physical health as not good on four or more days.

- More than one-quarter (29%) of all Mahoning County adults and 28% of all Trumbull County adults report being limited in some way because of a physical, mental or emotional problem. For adults with incomes less than \$25,000, this increased to 52% in Mahoning County and 47% in Trumbull County. Nearly one-third (32%) of Mahoning and Trumbull County African American adults were limited in some way because of a physical, mental, or emotional problem.

Neighborhood and Built Environment

- Sixty-nine percent (69%) of African Americans in Mahoning County and Trumbull County spend over 30% of income on housing, as compared to 47% (Mahoning) and 35% (Trumbull) of each county’s total population.
- Transportation issues (e.g., no car, car issues/expenses, no car insurance, limited public transportation, etc.) were reported by 8% of adults in Mahoning County and 13% of adults in Trumbull County, as compared to 21% of African American adults in these two counties.
- Over three quarters of all residents in Mahoning (78%) and Trumbull (77%) Counties view their neighborhood as being “extremely safe” or “quite safe”, compared with only 51% of the African American residents in these 2 counties.
- More than one-fourth (28%) of African American adults in Mahoning and Trumbull Counties reported living 2 or more miles away from healthy food.
- African American adults in Mahoning and Trumbull Counties reported the following barriers to consuming fruits and vegetables: (a) Too Expensive (23%) (b) Transportation (4%) (c) Stores Not Taking EBT (3%) (d) Did Not Like Taste (3%) (e) Did Not Know How to Prepare (2%) (f) No Access to Fruits And Vegetables (2%) (g) No Variety (2%) (h) Other (4%).
- Key physical environment characteristics for Mahoning and Trumbull Counties, with comparisons to state and national averages, are summarized below.

Physical Environment	Mahoning	Trumbull	Ohio	U.S.
Food environment. Index of factors that contribute to a healthy food environment, 0 (worst) to 10 (best) (2015)	6.8	7.1	6.6	7.7




Active living environment. Percentage of population with adequate access to locations for physical activity (2016)	74%	80%	85%	83%
Physical inactivity. Percentage of adults aged 20 and over reporting no leisure-time physical activity (2014)	28%	26%	26%	23%
Air, water, and toxic substances. Average daily density of fine particulate matter in micrograms per cubic meter (PM2.5) (2012)	11.7	11.3	11.3	8.7
Housing. Percentage of households with at least 1 of 4 housing problems: overcrowding, high housing costs, or lack of kitchen or plumbing facilities (2010-2014)	15%	13%	15%	19%

Focus groups identified many barriers in relation to SDOH:


- Lack of transportation to healthcare and to healthy foods and grocery stores.
- Inability to afford the cost of health care and prescriptions
- Discrimination and prejudice from the health care system that people without insurance are treated differently than people with good insurance.
- Racism is an issue.
- Lack of minority doctors and pharmacists.
- Lack of high quality doctors in the area, cost of care, discrimination based on income, mistrust of doctors.
- African American residents stated they have to go outside the county to receive appropriate care
- Religious based hospital doesn't provide some reproductive services or procedures
- LGBTQIA+ community members expressed lack of trust in healthcare providers/health focused institutions with the need for more education and awareness of LGBTQIA+ health needs and more welcoming and inclusive providers.
- Hospitals, doctor's offices, clinics have no empathy for clients they serve and need to make customer service a top priority. There is a climate of not seeking services because of bad experiences. Need to treat everyone with dignity and respect and get rid of social stigmas.
- Need more bilingual (Spanish/English) healthcare providers and outreach with education and resources.

Current service providers

- St. Elizabeth Youngstown Hospital
- St. Elizabeth Boardman Hospital
- St. Joseph Warren Hospital
- Mercy Health Physicians
- Mercy Health Select
- Mercy Health Foundation Mahoning Valley



- Youngstown Office on Minority Health
- WRTA (Western Reserve Transit Authority)
- Youngstown Neighborhood Development Corporation
- Trumbull Neighborhood Partnership
- Raymond John Wean Foundation
- YWCA Mahoning Valley
- Community Foundation of the Mahoning Valley
- Mahoning County Public Health
- Trumbull County Combines Health District
- Youngstown City Health District
- Warren City Health District
- Catholic Charities Regional Agency
- Dorothy Day House
- St. Vincent DePaul Society
- Our Community Kitchen
- Good Shepherd Kitchen
- The Salvation Army
- Rescue Mission of the Mahoning Valley
- Sojourner House
- Someplace Safe
- Beatitude House
- Youngstown Metropolitan Housing Authority
- Trumbull Metropolitan Housing Authority
- Trumbull County Transit
- USA Taxi
- Garwin
- Comfort Care-A-Van
- Country Neighbor
- OCCHA (Organizacion Civica y Cultural Hispana Americana)
- City and Township municipalities
- Domestic Violence Task Force
- Mahoning County Homeless Continuum of Care
- Medicaid Managed Care Providers
- ACTION (Alliance for Congregational Transformation Influencing Our Neighborhoods)
- Community Legal Aid
- Neighborhood Associations
- Churches and faith-based organizations
- Healthy Community Partnership Mahoning Valley
- Community Foundation of the Mahoning Valley
- Direction Home of Eastern Ohio
- Warren Family Mission
- Emmanuel Community Care Center
- SCOPE Senior Centers
- Eastgate Regional Council of Governments



Prioritization of health needs

During the CHIP planning meetings, the significant health needs identified by each county were prioritized. Participants scored 1-10 for magnitude, seriousness of consequence and feasibility of correcting (10=greatest magnitude, most serious consequences and most feasible to correct.) Each organization or resident had one vote and the top five health concerns were identified for Mahoning County and the top three were identified for Trumbull County, with Trumbull County also choosing two cross cutting factors.

Five prioritized health needs for Mahoning County:

1. Mental health and addiction (includes mentally unhealthy days, depression, suicide ideation, suicide deaths, alcohol use, binge drinking, drug use and drug overdose deaths)
2. Chronic disease (includes heart disease, high blood pressure, high blood cholesterol, obesity, food insecurity and lack of physical activity)
3. Maternal and infant health (infant mortality)
4. Social determinants of health (includes quality housing, homelessness, transportation, difficulty meeting daily needs)
5. Equity (cultural bias and systemic inequality)

Three prioritized health needs and two cross cutting factors for Trumbull County were:


1. Mental health and addiction (includes mentally unhealthy days, depression, suicide ideation, suicide deaths, addiction, prescription drug misuse and drug overdose deaths)
2. Chronic disease (includes heart disease, high blood pressure, high blood cholesterol, obesity, and food insecurity)
3. Maternal and infant health (infant mortality)
4. Cross cutting factor of access to healthcare (includes oral health, utilization, prevention and careening)
5. Cross cutting factor of social determinants of health (includes transportation and racial inequality)

During the prioritization process, MHY also took into consideration the priorities of Columbiana County and Ohio.

Three prioritized health needs for Columbiana County:

1. Chronic disease/obesity (includes heart disease, asthma, diabetes and cancer)
2. Mental health and addiction/substance abuse (includes trauma, suicide, depression, drug-related deaths and youth perception of drug use)
3. Access to health care (includes health screenings, vaccination, provider availability and insurance coverage)

Ohio State Health Improvement Plan (SHIP) three priority topics:



1. Mental health and addiction (decrease depression, suicide, drug dependency/abuse and drug overdose deaths)
2. Chronic disease (decrease heart disease, diabetes and asthma)
3. Maternal and infant health (decrease preterm births, low birth weight and infant mortality)

Ohio's SHIP calls for strategies focused on the following cross cutting factors:

1. Social determinants of health
2. Public health system, prevention and health behaviors
3. Healthcare system and access
4. Equity strategies to reduce or eliminate disparities

MHY Executive and Service Line Leadership reviewed the priorities of each county and the Ohio SHIP priorities and cross cutting factors, resources available in the community to address needs, MHY ability to commit resources, and alignment with MHY mission and identified the following priorities for MHY CHNA.

1. Mental health and addiction
2. Chronic disease with a focus on cardiovascular disease and obesity
3. Maternal and infant health
4. Social determinants of health with focus on cultural bias and inequity, access to care, transportation and housing


Prioritized health needs

Based on all of the above information and processes, the prioritized health needs of the community served by the hospital are listed below.

MENTAL HEALTH AND ADDICTION

Significant numbers of residents rated their mental health as not good on four or more days the previous month. Significant numbers had a period of two or more weeks when they felt so sad or hopeless nearly every day that they stopped doing usual activities. Focus groups raised mental health, the opioid epidemic, depression and anxiety and the need for mental health programs, mental health treatment centers and drug rehabilitation centers as key concerns. Community stakeholders rated mental health #1 on the list of most important topics to address. The age adjusted death rates for unintentional drug overdose deaths are higher than for Ohio.

CHRONIC DISEASE WITH A FOCUS ON CARDIOVASCULAR DISEASE AND OBESITY



Large numbers of residents face chronic disease with cardiovascular disease being the leading cause of death and high blood pressure, high cholesterol and obesity affecting 40% of adults in our community.

MATERNAL AND INFANT HEALTH

Infant mortality rates are higher than for Ohio and the disparity between white and African American rates is alarming. Infant mortality rates for our African American infants are three times higher than for white and the percentage of low birth weight babies is twice as high for African Americans as whites. Rates for pre-term deliveries are also higher for African Americans compared to whites. While there are many efforts to reduce this disparity, successful results have not yet been realized. Efforts continue to build on successes and identify new action steps to yield the results we are seeking.


SOCIAL DETERMINANTS OF HEALTH (SDOH) WITH A FOCUS ON CULTURAL BIAS AND INEQUITY, ACCESS TO CARE, TRANSPORTATION AND HOUSING

SDOH have a major and significant impact on the health of our community. The CHNA data and focus groups showed clearly that SDOH, including racial inequity, systemic inequality, cultural bias, access to care, transportation, housing, meeting daily needs, quality of life, ACEs, lack of insurance, and cost of healthcare are issues that need to be addressed.

Resources available

The existing healthcare facilities and other resources within the community that are available to meet the prioritized needs are listed below for each need:


MENTAL HEALTH AND ADDICTION

- Acute, sub-acute, residential, day treatment, medication assisted treatment, outpatient, and prevention services are all available within the community.
 - Support groups such as AA, Al-Anon, NAMI, NA and others are available within community.
 - ASAP (Alliance for Substance Abuse Prevention), ASAP Opiate Task Force, Peer Recovery Coaches, Population Navigators, school-based outreach, Project DAWN, Help Network of Northeast Ohio
 - Warren City Health District HIV screening testing and referral and hepatitis C testing, counseling and referral
 - Mahoning County Prescription Drug Overdose Coalition and Mahoning County Chronic Pain Self-Management Program
- 

CHRONIC DISEASE WITH A FOCUS ON CARDIOVASCULAR DISEASE AND OBESITY

- Clinical care: Hospitals, physicians and healthcare providers, MHY Diabetes Management Program, Mercy Health Medical Van,
- Health screenings and education: MHY Community Health Education, Hispanic Health, Neighborhood Health Watch, Faith Community Nursing Programs, MHY Diabetes Education Program, Mercy Health Day, Valley Health Expo, Ohio State University Extension, St. Joe's at the Mall, American Heart Association, MHY Heart, Lung and Vascular, United Way Women United, Healthy Community Coalition, Mahoning County DEEP (diabetes empowerment education program) and Chronic Disease Self-Management Program.
- Physical Activity and Active Transportation: MHY Stepping Out Program, St. Joe's at the Mall, Healthy Community Partnership Active Transportation and Parks and Green Spaces Action Teams, Trumbull Family Fitness, Niles Wellness Center, Parks, Davis Family YMCA, Youngstown YMCA, Complete Streets Warren, TNP Building a Better Warren, Safe Routes to Parks
- Healthy Eating: Farmer's Markets, FINI SNAP Double up, MHY Fruit and Vegetable Prescription Program, Healthy Community Partnership Healthy Food Retail Action Team, WIC, Direction Home of Eastern Ohio, Safe Routes to Healthy Foods and Healthy Retail, TNP GROW program, Taft Promise Neighborhood Initiative, Mayor Tito Brown's Food Insecurity Task Force
- Employee wellness programs at local businesses
- Trumbull County Combined Health District Adolescents' and Access Report


MATERNAL AND INFANT HEALTH

- Evidence-based home visiting and support: Resource Mothers, Healthy Moms-Healthy Babies, Mahoning County Pathways HUB, Nurse Family Partnership, Help Me Grow, Resource Mothers Empowering Moms, Meridian MOMS support group, Resource Mothers Fatherhood Support and Kappa Alpha Psi Fatherhood Support.
 - Health eating resources: Resource Mothers Fresh Start, Expanded Food and Nutrition Education Program, WIC, MHY Fruit and Vegetable Prescription Program, FINI Farmer's Markets and SNAP double up, Healthy Community Partnership Healthy Food Retail Action Team, Ohio Healthy Program
 - Clinical care: Hospitals, healthcare providers, CenteringPregnancy®, Medicaid Managed Care Providers, behavioral health providers, immunization clinics at health departments
 - Housing: Mahoning County Homeless Continuum of Care, Rescue Mission of the Mahoning Valley, Taft Promise Neighborhood Healthy Homes Healthy Families, Youngstown Neighborhood Development Corporation, Trumbull Neighborhood Partnership, YWCA Mahoning Valley, Meridian Services, Neil Kennedy Recovery Center, Someplace Safe, Sojourner House, The Eagle's Nest, Emmanuel Community Care Center,
 - Transportation: WRTA (Western Reserve Transit Authority), Medicaid Managed Care Providers, Resource Mothers, 3 Kings Transportation, Healthy Community Partnership Active Transportation Action Team
- 

- Injury Prevention: Cribs for Kids at Mahoning County Public Health, Trumbull County Combined Health District and Warren City Health District, Safe Kids Coalition, Mahoning County Fetal Infant and Child Mortality Review, Trumbull County Child Fatality Review Board, Trumbull County Car Seat Program
- Breastfeeding support: Lactation consultants and breastfeeding support at St. Elizabeth Boardman Hospital and St. Joseph Warren Hospital, WIC programs, community health workers and home visiting programs

SOCIAL DETERMINANTS OF HEALTH (SDOH) WITH A FOCUS ON CULTURAL BIAS AND INEQUITY, ACCESS TO CARE, TRANSPORTATION AND HOUSING

- Cultural bias and inequity: MHY Culture and Learning, Raymond J Wean Foundation's Race Equity and Inclusion Trainings, Greater Youngstown Community Dialogue on Racism, Community Foundation of the Mahoning Valley, YWCA Mahoning Valley
- Access to care: Mercy Health Physicians, Kikel Mobile Dental Clinic, Joanie Abdu Mobile Mammography Unit, St. Elizabeth Medical Van, Ohio Department of Health School-based Dental Sealant Program, Healthy Community Partnership Healthy Food Retail Action Team
- Transportation: WRTA, Trumbull Transit, Medicaid Managed Care Providers, Eastgate Regional Council of Governments, SCOPE Mobile Pantry, Healthy Community Coalition, Healthy Community Partnership Active Transportation Action Team
- Housing: Mahoning County Homeless Continuum of Care, Youngstown Metropolitan Housing Authority, Trumbull Metropolitan Housing Authority, YWCA Mahoning Valley, Community Legal Aid, PASSPORT, Someplace Safe, Sojourner House, Emmanuel Community Care Center, Hampshire House, Tod's Crossing, TNP Building a Better Warren, City of Warren Community Development, City of Youngstown Community Development Division



Progress on Health Priorities Identified in the 2013 and 2016 Health Needs Assessment

HEART DISEASE

Initiative	Impact
CHF Clinical Focus Group	A clinical focus work group that began to look at congestive heart failure (CHF) readmission and other quality issues has shown significant improvement each year in the O/E (observed over expected) ratio from 2016 to current/year to date 2019. Rates are as follows: 2016=1.15, 2017=1.08, 2018=1.00 and year to date 2019=0.95. This work group is comprised of clinical navigators, case management, emergency physician leadership, hospitalists, chief medical officer and cardiologists. The work group included community post-acute care providers and others to look at quality of care between acute and post-acute transfer of care.

RESPIRATORY DISEASE

Initiative	Impact
COPD Clinical Focus Group	A clinical focus group focusing on quality of care for COPD (chronic obstructive pulmonary disease) patients began in 2015. O/E (observed/expected) ratio shows slight improvement from 2016 to current year to date for 2019. Rates are as follows: 2016=1.12, 2017=1.07, 2018=1.11 and year to date 2019=1.11. This focus group is multidisciplinary and looks to improve quality of care of patients with a diagnosis of COPD.


OBESITY

Initiative	Impact
“Be Well Within” Workplace Wellness Program	<p>“Be Well Within” is an organizational wellness tool that provides MHY employees opportunities to interact and participate in activities related to wellness- including mind, body and spiritual health. The program has grown to include many opportunities for MHY associates to achieve better health, including weight loss.</p> <p>Naturally Slim, NS4you and NS4life are all programs that engage the associate in better eating habits with virtual coaching and access to personal health coaches.</p>

	<p>It also includes workplace challenges that encourage exercise and movement-including Move the Ministry and Team Stair Climb Conquest.</p> <p>Employees can interact with the program regarding better food choices and increasing water intake, along with the initiatives for nutritional support for weight loss, and opportunities to incorporate individualized activities that encourage associates to exercise in addition to improving eating habits.</p> <p>In 2018, 275 participants completed 6 or more Naturally Slim classes with an average weight loss of 7.7 pounds.</p>
--	--

CANCER

Initiative	Impact
Lung cancer screening	<p>Pulmonary Nodule Clinic opened in April 2018 to screen and monitor patients with lung nodules and provide earlier detection of lung cancer.</p> <ul style="list-style-type: none"> • 101 screened in 2018 which exceeded the goal of 50. • 148 patients were seen in 2019 for 1st and 2nd quarters with a goal of 150 for the year. We are on track to meet or exceed this goal. <p>In 2018, MHY CT Lung Screening Program screened 861 which well exceeded the goal of 607. Through the 2nd quarter of 2019, we have screened 530 which is on target to meet the 2019 goal of 904 screened.</p> <p>6 educational programs were provided to the community promoting early detection through lung cancer screening.</p>
Breast Cancer Screening	<p>Joanie Abdu Comprehensive Breast Care Center (JABCC) and Joanie Abdu Mobile Mammography Van</p> <ul style="list-style-type: none"> • 8,580 screening mammograms provided in 2018, which exceeded the goal of 6,973. Also exceeded the number of mammograms provided in 2017, which was 7,741. <p>Call back rates below national bench mark (5%-15%) in 2018.</p> <ul style="list-style-type: none"> • JABCC 6.30% • St Elizabeth Boardman Radiology 7.56% • St. Joseph Warren Radiology 8.28% • Poland Imaging 6.30% <p>MHY Primary Care Physicians</p> <ul style="list-style-type: none"> • In 2018, 71% of women ages 50-74 received breast cancer screening, exceeding goal of 65%.



Colon Cancer Screening	MHY Primary Care Physicians work to ensure that patients ages 50-65 receive appropriate colorectal screening. In 2018, 63.3% of patients were screened exceeding the goal of 60%.

DIABETES

Initiative	Impact
Diabetes Education	<p>Diabetes Self-Management Education (DSME) classes provide education for participants to learn to control their diabetes.</p> <ul style="list-style-type: none"> • In 2018, 1,596 patients received group and individual counseling in diabetes management. • In 2018, 83% (495/593) participants completed all sessions and through 2nd quarter of 2019, 86% (270/314) of participants completed all sessions, exceeding the goal of 80%. • Through 2nd quarter of 2019, 82% (106/130) DSME participants had a reduction in Hemoglobin A1c which exceeds the goal of 80% and in 2018, 86% (175/203) reduced their Hemoglobin A1c. • Exceeded the goal of increasing physician referrals with 2,495 referrals obtained, exceeding the goal of 2,400 in 2018. • In 2018, 90% of women who attended class for gestational diabetes gave birth to babies less than 9 pounds with no congenital anomalies, meeting the goal of 90%. • 101 persons participated in Diabetes Support Group in 2018, exceeding goal of 90. • In 2018, 33 patients attended the Diabetes Management Team Program that is a collaboration with MHY Internal Medicine Clinic, exceeding the goal of 25.
Fruit and Vegetable Prescription Program	<p>Fruit and Vegetable Prescription Program provides access to healthy foods at farmer's markets for persons who are at risk for chronic illness, including diabetes.</p> <ul style="list-style-type: none"> • Exceeded goal of 65% of voucher usage with 66% (1819/2760) of vouchers used in 2018.
Stepping Out Program	<p>Stepping Out Program provides fitness activities in underserved areas in the community.</p> <ul style="list-style-type: none"> • Achieved a 28% increase in attendance from 2017 to 2018, attendance of 15,387 in 2018 exceeding 2017 attendance of 12,054.
Prescription Assistance	<p>Prescription Assistance Program provides diabetes medication (oral and insulin) assistance to qualifying patients.</p> <ul style="list-style-type: none"> • Served 251 patients which exceeded the 2018 goal of 235 and exceeded the number of patients served in 2017.

Diabetes Screening	In 2018, 2,310 screenings for diabetes with a focus on reaching underserved were provided by Community Health Education, Hispanic Health Program, Neighborhood Health Watch, St. Joe's at the Mall and Mercy Health Day. This exceeded the combined goal of 1,825 screenings.
Diabetes Management	MHY Primary Care Physicians will provide excellent diabetes care for their patients as evidenced by improved Hemoglobin A1c levels. In 2018, 75.5% of MHY physician patients age 18-75 years of age with diabetes had their most recent Hemoglobin A1c of 9.0% or less.

SUBSTANCE ABUSE/DRUG/ALCOHOL

Initiative	Impact
School Partnerships	<p>MHY partners with 5 schools in Mahoning County to provided (AOD) alcohol and other drugs prevention education. Currently on track to meet or exceed the 2019 goal with 1,329 students provided education utilizing the HOPE curriculum through the 1st quarter with a goal of 1,794 by the end of the year.</p> <p>In 2018, Mercy Health's Oral Health program provided AOD education to 128 students.</p>
Improve Access to Inpatient Detoxification	Collaborated with Neil Kennedy Recovery Center to establish a detoxification unit within St. Elizabeth Youngstown Hospital which opened in September 2018. This expanded capacity in the community for detoxification beds. 76 patients were served in 2018 and 1st quarter number of patients served in 2019 was 241 which is on track to meet the 2019 goal of 950.
Peer Recovery Coaches	<p>In 2018, there were 891 initial contacts with patients via Peer Recovery Coach Support Programming which provided education, prevention, placement and verbal support.</p> <p>In 2018, Peer Recovery Coaches made 204 referrals to community treatment agencies.</p>
SBIRT	<p>SBIRT (screening for brief intervention and referral to treatment) was embedded in 4 MHY Emergency Departments in 2018. Over 60,000 SBIRT screenings were provided across our MHY EDs in 2018, well exceeding the goal of 25,000 set by MHY Opiate Key Performance Indicator.</p> <p>In 2018, 480 professionals at community agencies were trained in the use of SBIRT and 17 people were trained as instructors.</p>

INFANT MORTALITY

Initiative	Impact
CenteringPregnancy®	CenteringPregnancy® is a group model of care that has been shown to improve maternal and infant health. <ul style="list-style-type: none"> • 123 mothers served in 2018 which exceeded the goal of serving 60 expectant mothers.
Resource Mothers Program	Resource Mothers Program is a home visiting, social support, mentoring and education program for pregnant women and parenting women and men. <ul style="list-style-type: none"> • In 2018, provided service to 288 participants and completed 1,060 home visits and 241 van transports. • 451 women participated support group activities which exceeded goal of 400.
Breastfeeding Support	MHY encourages and promotes efforts to increase breastfeeding rates. <ul style="list-style-type: none"> • 324 women attended breastfeeding support groups and 129 electric breast pumps were provided to patients in need at St. Elizabeth Boardman Hospital and St. Joseph Warren Hospital in 2018. • 117 consults for lactation support for new mothers were provided at St. Elizabeth Boardman Hospital and St. Joseph Warren Hospital in 2018, slightly under the combined goal of 120. Breastfeeding rates in 2018: <ul style="list-style-type: none"> • CenteringPregnancy®: 84% (58/69) • St. Elizabeth Boardman Hospital: 33% (1011/3028) • St. Joseph Warren Hospital: 36% (398/1122) • Trumbull County WIC Program 62% (776/1244)
Safe Sleep	Safe sleep education and Halo Sleep Sacks were provided to 4,198 mothers through St. Elizabeth Boardman Hospital, St. Joseph Warren Hospital and CenteringPregnancy®. 120 Pack-n-Plays provided through St. Elizabeth Boardman Hospital, St. Joseph Warren Hospital, CenteringPregnancy® and Resource Mothers Program. 5 Safe Sleep education activities were provided in 2018 through Women's Health Services.